


Data Sheet

K Series
420.D.101.09

Analog Meters with Moving-Iron Movement 90° Dial

EQ 48 K
EQ 72 K
EQ 96 K
EQ 144 K

with Slide-In-Dial



WEIGEL

Application

The moving-iron panel meters **EQ 48/72/96/144 K** (K series) housed in moulded thermoplastic cases are mainly used for the measurement of AC currents and voltages in the usual technical frequency range of $16^{2/3}$... 100 Hz.

Moving-iron meters indicate rms-values practically independent of wave form even of high harmonics. Error of indication may occur for extreme wave forms (e.g. phase gating controls) and / or frequencies above 100 Hz.

These meters are **not** suitable for use with shunts or tachogenerators due to their high power consumption.

The K-series meters offer application-oriented advantages in switch-board and generating set production, also suitable for mosaic panel mounting. The bezel, the glass window and the dial can be easily exchanged on site.

Movements

Moving-iron movement with pivot suspension, spring loaded shock absorbing jewel bearings and silicon oil damping.

Mechanical Data

case details	moulded square case suitable to be mounted in control / switchgear panels, machine tool consoles or mosaic panels, stackable			
material of case	polycarbonate thermoplastics, flame retardant with UL rating of 94 V – 0			
material of window	glass ▶			
colour of bezel	black (similar to RAL 9005) ▶			
position of use	vertical $\pm 5^\circ$ ▶			
panel fixing	screw clamps or spring clamps (except EQ 144 K)			
mounting	stackable next to each other			
panel thickness	≤ 40 mm			
terminals				
voltmeters and ammeters up to 30 A	hexagon studs, M4 screws and wire clamps E3			
ammeters ≥ 40 A	threaded studs M6 with nuts			
ammeters >60 A	threaded studs M8 with nuts			
dimensions (in mm)	EQ 48 K	EQ 72 K	EQ 96 K	EQ 144 K
bezel	□ 48	□ 72	□ 96	□ 144
case	□ 42.5	□ 66	□ 90	□ 136
depth	53	53	53	53
panel cutout	□ 45 ^{+0.6}	□ 68 ^{+0.7}	□ 92 ^{+0.8}	□ 138 ⁺¹
weight approx.	0.1 kg	0.15 kg	0.2 kg	0.25 kg

▶ also refer to "Options"

Electrical Data

measuring unit	AC voltage / current	
frequency range	$16^{2/3}$... 100 Hz	
power consumption		
voltmeters	<4.5 VA	
ammeters ≤ 15 A	<0.5 VA	
ammeters >15 A	<0.8 VA	
overload capacity (acc. to DIN EN 60 051 - 1)		
continuously	1.2 times rated voltage / current	
voltmeters		
5 s max.	2 times, 1000 V max.	
ammeters	EQ 48 K	EQ 72/96/144 K
5 s max.	10 times, 200 A max.	10 times
1 s max.	–	40 times, up to 250 A
measurement category	CAT III	
operating voltage	refer to Measuring Ranges	
pollution level	2	
enclosure code	IP 52 case front side	
	IP 00 for terminals without protection against accidental contact	
	IP 20 for terminals protected against accidental contact ▶	

Measuring Ranges

measuring ranges	operating voltage			
AC current	EQ 48 K	EQ 72 K	EQ 96 K	EQ 144 K
1; 1.5; 2.5; 4; 5; 6; 10; 15; 25 A ¹⁾	300 V	300 V	300 V	600 V
40; 60; 100 A ^{1) 3)}	–	300 V	300 V	600 V
AC voltage	EQ 48 K	EQ 72 K	EQ 96 K	EQ 144 K
60 V, 100 V	150 V	150 V	150 V	150 V
150 V	150 V	150 V	150 V	150 V
250 V	300 V	600 V	600 V	600 V
400 V, 500 V	300 V	600 V	600 V	600 V
600 V	600 V	600 V	600 V	600 V
750 V, 800 V	600 V	600 V	600 V	600 V
750 V, 800 V ³⁾	–	1000 V	1000 V	1000 V
900 V, 1000 V	600 V	600 V	600 V	600 V
900 V, 1000 V ³⁾	–	1000 V	1000 V	1000 V
for use on CT/VT	EQ 48 K	EQ 72 K	EQ 96 K	EQ 144 K
N/1 A, N/5 A ¹⁾	150 V	150 V	150 V	150 V
N/100 V, N/110 V ²⁾	150 V	150 V	150 V	150 V

Please state transformer ratio when ordering.

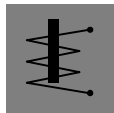
¹⁾ full scale value = 2 times rated value (overload scaling) ▶

²⁾ full scale value = 1.2 times rated value (– –)

³⁾ not for EQ 48 K

Scaling

pointer	bar / knife-edge pointer			
pointer deflection	0 ... 90°			
scale characteristics	practically linear above 10% of rated full-scale value			
scale division	coarse-fine			
scale length	EQ 48 K	EQ 72 K	EQ 96 K	EQ 144 K
	41 mm	61 mm	97 mm	146 mm
overload scaling				
ammeters	2 times rated current ▶			
voltmeters for use on voltage transformers	1.2 times rated voltage			



Analog Meters with Moving-Iron Movement 90° Dial

Accuracy at Reference Conditions

accuracy class 1.5 according to DIN EN 60 051 - 1

reference conditions

ambient temperature 23 °C
position of use nominal position $\pm 1^\circ$ ▶
input rated measuring value
wave form sinusoidal, distortion factor $\leq 5\%$
frequency 45 ... 65 Hz
others DIN EN 60 051 - 1

influences

ambient temperature $23^\circ\text{C} \pm 2\text{K}$
position of use nominal position $\pm 5^\circ$
frequency 15 ... 100 Hz (voltage)
15 ... 400 Hz (current)
stray magnetic field 0,5 mT

Environmental

climatic suitability climatic class 3 acc. to VDE/VDI 3540 sheet 2
operating temperature $-10 \dots +55^\circ\text{C}$
temperature range
storage temperature range $-25 \dots +65^\circ\text{C}$
relative humidity $\leq 75\%$ annual average, non-condensing
shock resistance 15 g, 11 ms
vibration resistance 2.5 g, 5 ... 55 Hz

Rules and Standards

DIN 43 718	Measurement and control; front-frames and frontpanels of measurement and control equipment; principal dimensions
DIN 43 802	Line scales and pointers for indicating electrical measuring instruments; general requirements
DIN 16 257	Nominal positions and position symbols used for measuring instruments
DIN EN 60 051	Direct acting indicating analogue electrical measuring instruments and their accessories
-1	Part 1: Definitions and general requirements common to all parts
-2	Part 2: Special requirements for ammeters and voltmeters
-9	Part 9: Recommended test methods
DIN EN 60 529	Enclosure codes by housings (IP-code)
DIN EN 61 010 - 1	Safety requirements for electrical measuring, control and laboratory equipment Part 1: General requirements
DIN EN 61 326 - 1	Electrical equipment for measurement, control and laboratory use – EMC requirements Part 1: General requirements
DIN IEC 61 554	Panel mounted equipment – Electrical measuring instruments – Dimensions for panel mounting
VDE/VDI 3540 sheet 2	reliability of measuring and control equipment (classification of climates)

Options

case

window non-glaring glass
colour of bezel gray (similar to RAL 7037)
index marking pointer red, front adjustable
position of use on request 15...165°
marine application non-certified or with approbation by "Germanischer Lloyd" (except EQ 48 K)

terminal safety protection

full-sized rear cover (except direct-connected ammeters > 25 A),
protective sleeves to go on hexagon studs and M4 screws with wire clamps E3

protection against accidental contact (hand and fingers)
acc. to VBG 4 / DIN 57 106, sec. 100

dial

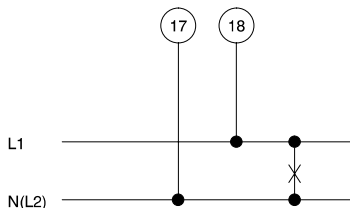
non-calibrated with dial symbols
blank dial pencil-marked on initial and end values
scale division and figuring 0 ... 100%
linear scale division non-standard captions on request
additional lettering on request e.g. "generator"
additional figuring on request
coloured marks red, green or blue for important scale values
coloured sector red, green or blue within scale division
logo on the dial none or on request
overload scaling no overload range or
(ammeters) overload range 5 times rated current

dial illumination

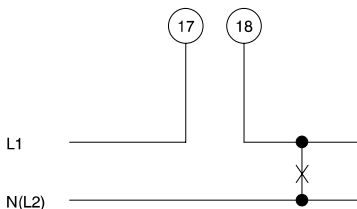
dial translucent
for EQ 72/96 K 1 lamps 6V, 12V, or 24V
for EQ 144 K 2 lamps 6V, 12V, or 24V
for EQ 72/96 K 1 pluggable LED 24V DC / 0.4W
for EQ 144 K 2 pluggable LEDs 24V DC / 0.4W
for EQ 48 K internal LED 24V DC
for EQ 72/96 K internal LED 24V DC
for EQ 144 K internal LED 24V DC on request

Connections

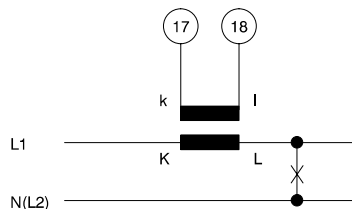
AC voltage (direct-connected)



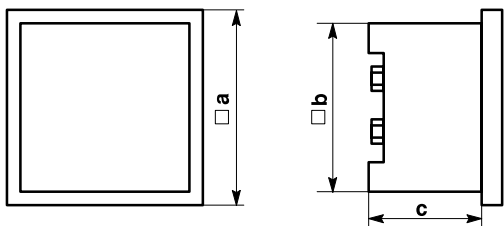
AC current (direct-connected)



AC current (for use on current transformer)



Dimensions



dimensions (in mm)	EQ 48 K	EQ 72 K	EQ 96 K	EQ 144 K
a	48	72	96	144
b	42.5	66	90	136
c	53	53	53	53

Ordering Information

type EQ	moving-iron panel meter
front dimensions 48 K 72 K 96 K 144 K	48 mm x 48 mm 72 mm x 72 mm 96 mm x 96 mm 144 mm x 144 mm
measuring ranges	refer to preceding table
window	glass ¹⁾ non-glaring glass
colour of bezel	black (similar to RAL 9005) ¹⁾ gray (similar to RAL 7037)
index marking pointer	none ¹⁾ red, front adjustable
position of use	vertical ¹⁾ on request 15 ... 165° **)
marine application	none ¹⁾ non-certified with approbation by "Germanischer Lloyd" (except EQ 48 K)
panel fixing	screw clamps ¹⁾ spring clamps (except EQ 144 K)
terminal safety protection	none ¹⁾ full-sized rear cover protective sleeves
dial	according to measuring range or standard series for use on CT/VT ¹⁾ non-calibrated, with dial symbols blank dial scale division and figuring 0 ... 100% according to standard series additional lettering on request ²⁾ additional figuring on request ²⁾ coloured marks red, green or blue ²⁾ coloured sector red, green or blue ²⁾
overload scaling (ammeters)	no overload range 2 times rated current ¹⁾ 5 times rated current
dial illumination for EQ 72/96 K for EQ 144 K for EQ 72/96 K for EQ 144 K for EQ 48 K for EQ 72/96 K for EQ 144 K	none ¹⁾ 1 lamps 6V, 12V, or 24V 2 lamps 6V, 12V, or 24V 1 pluggable LED 24V DC / 0.4W 2 pluggable LEDs 24V DC / 0.4W internal LED 24V DC internal LED 24V DC internal LED 24V DC on request
logo	WEIGEL ¹⁾ none OEM logo ²⁾

¹⁾ Standard

²⁾ Please clearly add the desired specifications.

ordering example

EQ 72 K, measuring range 0 ... 150 V, window non-glaring glass, dial 0 ... 100%, no logo

– specifications subject to change without notice; date of issue 02/13 –

Weigel Meßgeräte GmbH

Postfach 720 154 • 90241 Nürnberg • Phone: 0911/42347-0
Erlenstraße 14 • 90441 Nürnberg • Fax: 0911/42347-39
Sales: Phone: 0911/42347-94
Internet: <http://www.weigel-messgeraete.de>
e-mail: vertrieb@weigel-messgeraete.de

