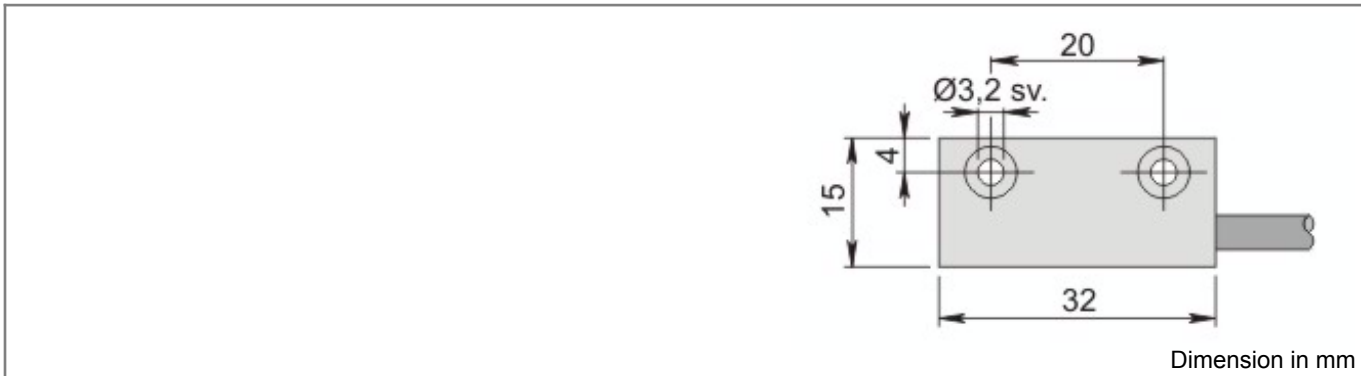
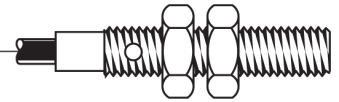




Part number: SMP000010 - Model: SMP-304 S

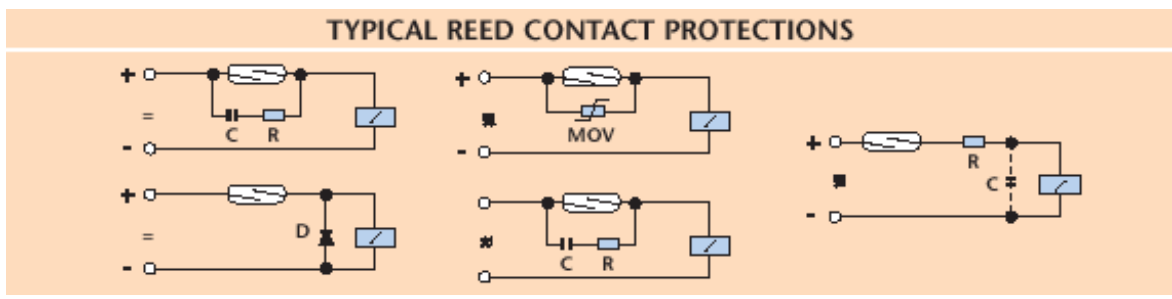


TECHNICAL CHARACTERISTICS	
Max. switching voltage:	150 Vac/dc
Max switching current:	1:00 AM
Max. switching power:	20 W/VA
Max. switching frequency:	250 Hz
Contact type:	Standard reed
Contact actuation time:	2 mSec
Repeatability (%Sn):	± 0.3
Temperature limits:	-25 ÷ +100 °C
IP rating:	IP 67
Connection type:	Cable 2 m
Housing material:	Anodized aluminium
Mechanical characteristics:	SMP 15x32x8
Cable type:	3x0.14 PVC
Weight:	50 g

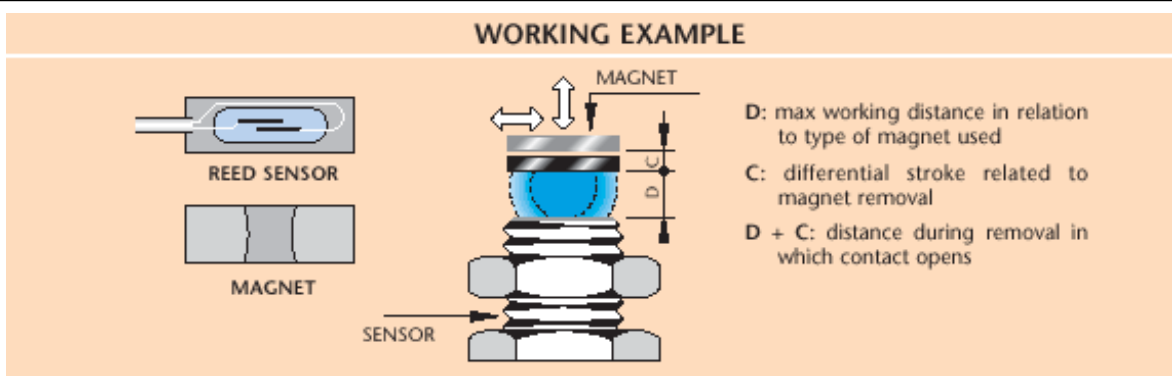


Part number: SMP000010 - Model: SMP-304 S

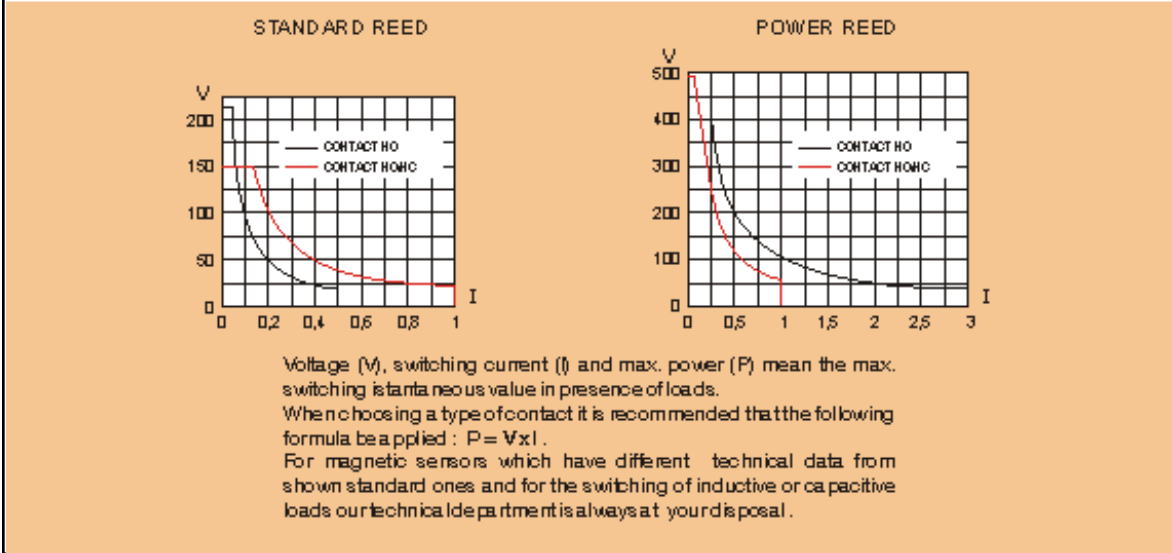
WIRING DIAGRAM



INSTRUCTIONS FOR CORRECT INSTALLATION



SWITCHING POWER DIAGRAMS

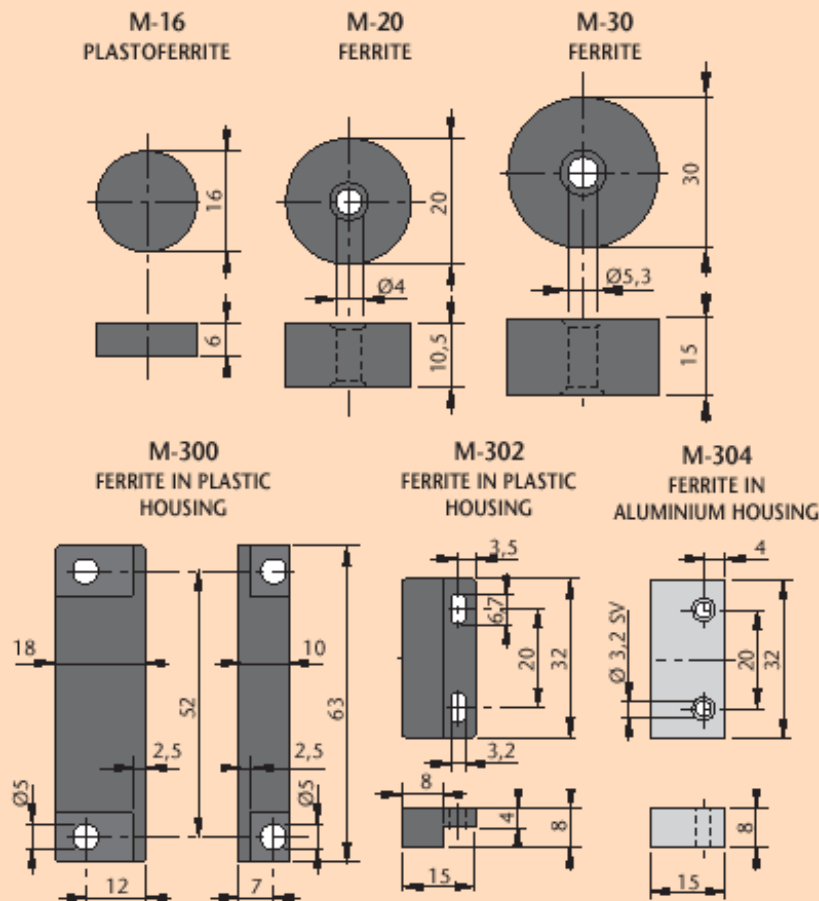


SENSORS AND MAGNETS SENSING DISTANCE

SENSOR	REED	M16	M20	M30	M300	M302	M304
SMC-06/08/10/12/09PG	NO	8/2	20/4	40/5	30/4	-	-
SMC-06/08/10/12/09PG	CHANGEOVER	6/3	17/3	33/5	23/5	-	-
SMC-12LM/18M/09PGM	NO	-	10/6	33/10	18/8	-	-
SMC-12LM/18M/09PGM	CHANGEOVER	-	10/6	30/10	18/8	-	-
SMP-302/304	NO	-	-	-	-	10/4	10/4
SMP-302/304	CHANGEOVER	-	-	-	-	10/4	10/4

The above table states 2 distance values (D/C) in mm. D indicates the sensing distance, C indicates the min. hysteresis value, under this value the contact switches off (see example of functioning). Data shown on the above table have an approximate value, referred to appliances which are not ferromagnetic and with magnet for frontal working. The magnetic sensors can also work with a lateral magnet. In case of setting-up on ferrous surfaces which scatter the magnetic flux, it is necessary to interpose suitable spacers made of non-magnetic metal.

MAGNET - DIMENSIONS mm



N.B.: Upon request magnets of different sizes. Type M-300 is supplyable without plastic housing, M-300F only in dimensions 39 x 15 x 8 mm.

WIRING DIAGRAMS

Standard version

