

Linear measuring technology

**Absolute magnetic measurement system
sensor head, magnetic band**

Limes LA50 / BA5

**Measuring length max. 20 m
Resolution min. 10 µm**



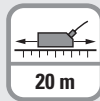
The non-contact absolute magnetic linear measurement system Limes LA50 / BA5 - made up of the sensor head LA50 and of the magnetic band BA5 - reaches a resolution up to 10 µm with a maximum distance of 1.5 mm between the sensor and the band.



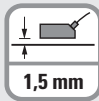
SSI CANopen



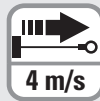
Power supply



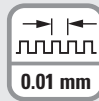
Max. measuring length



Max. distance to measuring tape



Max. speed



High resolution




Protection



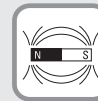
Reverse polarity protection



Shock / vibration resistant



Temperature range



Magnetic sensor

Robust and versatile

- Resolution 0.01 mm / measuring lengths max. 20 m.
- Rugged die-cast zinc housing.
- Positions changes are also detected when de-energized no referencing movement required – no wear.
- Automatic distance detection in case of too high distance between the sensor and the magnetic band.
- Masking tape protecting the magnetic band.
- Address, baud rate, bus termination can be modified via microswitches.
- Interfaces: SSI, CANopen.

Easy installation

- Simple glued assembly of the magnetic band.
- Large mounting tolerances.
- Requires very little installation space.
- LED warning signals in case of too weak magnetic field.

Order code sensor head Limes LA50

8.LA50 . 1 2 X 1
Type a b c d

a Model
1 = IP40, standard

c Output circuit / power supply
1 = SSI 25 bit / 10 ... 30 V DC
3 = CANopen / 10 ... 30 V DC

d Type of connection
1 = cable, 1.5 m PUR

Stock types
8.LA50.1211
8.LA50.1231

b baud rate
2 = standard (CANopen, 250 k)

Order code magnetic band Limes BA5

8.BA5 . 20 . 010 . XXXX
Type a b

a Width
20 = 20 mm

b Length (measuring range = length - 0.1 m)
0010 = 1 m 0060 = 6 m
0020 = 2 m 0100 = 10 m
0040 = 4 m 0200 = 20 m
0050 = 5 m

Stock types
8.BA5.20.010.0200

Linear measuring technology

Absolute magnetic measurement system sensor head, magnetic band	Limes LA50 / BA5	Measuring length max. 20 m Resolution min. 10 µm
--	-------------------------	---

Accessories	Order no.
SSI display type 570 Position display, 6-digit with 2 relay outputs and serial interface DC power supply	0.570.010.305
with 2 fast switch outputs AC/DC power supply	0.570.011.E00
with scalable analog output AC/DC power supply	0.570.012.E90
RS232 / RS485 interface AC/DC power supply	0.570.012.E05

Further accessories can be found in the accessories section or in the accessories area of our website at: www.kuebler.com/accessories.
 Additional connectors can be found in the connection technology section or in the connection technology area of our website at: www.kuebler.com/connection_technology.

Technical data

Mechanical characteristics	
Weight	ca. 0.19 kg [6.70 oz]
Working temperature	-10°C ... +70°C [+14°F ... +158°F] (non condensing)
Storage temperature	-25°C ... +85°C [-13°F ... +185°F]
Protection acc. to EN 60529	IP40
Housing	zinc die-cast
Max. traverse speed permanent absolute positions reading	4 m/s
Shock resistance acc. to EN 60068-2-27	5000 m/s ² , 1 ms
Vibration resistance acc. to EN 60068-2-6	300 m/s ² , 10 ... 2000 Hz
Distance sensor head / magnetic band	0.1 ... 1.5 mm incl. masking tape (recommended 0.5 mm)
Measuring length	max. 20 m
Type of connection (standard)	cable, 1.5 m PUR, open cable ends

Electrical characteristics	
Power supply	10 ... 30 V DC ±10%
Residual ripple	< 10 %
Current consumption	max. 150 mA
Reverse polarity protection	yes
Short circuit proof	yes
CE compliant acc. to	EMC guideline 2014/30/EU RoHS guideline 2011/65/EU

Accuracy	
Measuring principle	absolute
System accuracy at 20°C [+68°F]	max. ± (150 + 20 x L) µm L = measuring length in meters
Repeat accuracy	±1 increment
Resolution	0.01 mm
LED, red	lights up when distance too large

SSI interface	
Output driver	RS485 transceiver type
Permissible load / channel	max. ±20 mA
Signal level	HIGH typ. 3.8 V LOW at I _{Load} = 20 mA typ. 1.3 V
Clock rate	25 bit (24 + 1 failurebit for distance)
Code	binary / gray (default) switchable
SSI clock rate	80 kHz ... 0.4 MHz
Monoflop time	≤ 40 µs
Data refresh rate	≤ 250 µs

CANopen interface	
Interface	CAN High-Speed acc. to ISO 11898, Basic and Full CAN, CAN specification 2.0 B
Protocol	CANopen
Baud rate	250 kbit/s; 125 ... 1000 kbit/s configurable
Termination	yes/no via rotary switch
Node address	1 ... 15 configurable (default 1)
LSS protocol	CIA LSS protocol DS305 global command support for node address and baud rate selective commands via attributes of the identity object

Linear measuring technology

Absolute magnetic measurement system sensor head, magnetic band	Limes LA50 / BA5	Measuring length max. 20 m Resolution min. 10 µm
--	-------------------------	---

Magnetic band Limes BA5	
Pole gap	basic pole pitch 5 mm
Dimensions	width 20 mm
	thickness 1.8 mm incl. masking tape
Relative linear expansion	$\Delta L = L \times \alpha \times \Delta \delta$ L = measuring length in meters $\alpha = 16 \times 10^{-6} 1/K$ temperature coefficient $\Delta \delta$ = relative temperature change based on 20°C [+68°F] in °K

Working temperature	-20°C ... +70°C [-4°F ... +158°F]
Storage temperature	-20°C ... +80°C [-4°F ... +176°F]
Mounting	adhesive joint
Additional length	100 mm in order to obtain an optimal measuring result, the magnetic band should be about 0.1 m longer than the required measuring length
Min. bending radius for storage	≥ 150 mm
Material metal tape	precision steel strip 1.4404 acc. to EN 10088-3

Terminal assignment

Output circuit	Type of connection	Cable										
1 (SSI)	1	Signal:	0 V	+V	D+	D-	C+	C-	-	-	-	⊥
		Cable color:	WH	BN	YE	OR	GN	PK	GY	BK	shield ¹⁾	

Output circuit	Type of connection	Cable										
3 (CANopen)	1	Signal:	0 V	+V	CAN_H	CAN_L	-	-	-	-	-	⊥
		Cable color:	WH	BN	YE	OR	GN	PK	GY	BK	shield ¹⁾	

- +V: Encoder power supply +V DC
- 0 V: Encoder power supply ground GND (0V)
- C+, C-: Clock signal
- D+, D-: Data signal

1) Connect shielding only machine side

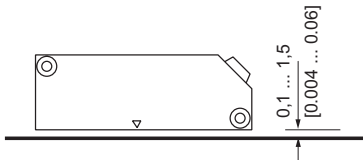
Linear measuring technology

Absolute magnetic measurement system Sensor head, magnetic band	Limes LA50 / BA5	Measuring length max. 20 m Resolution min. 10 µm
--	-------------------------	---

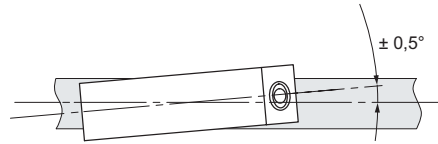
Permissible mounting tolerances

Dimensions in mm [inch]

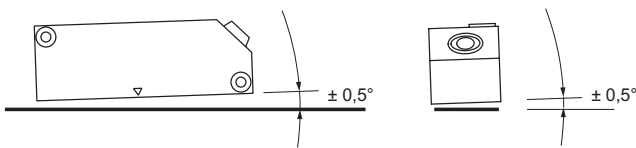
Distance sensor head / magnetic band (incl. masking tape)



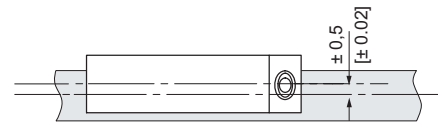
Torsion



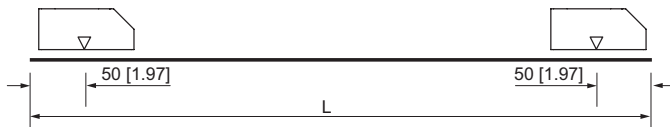
Tilting



Offset



Measuring range



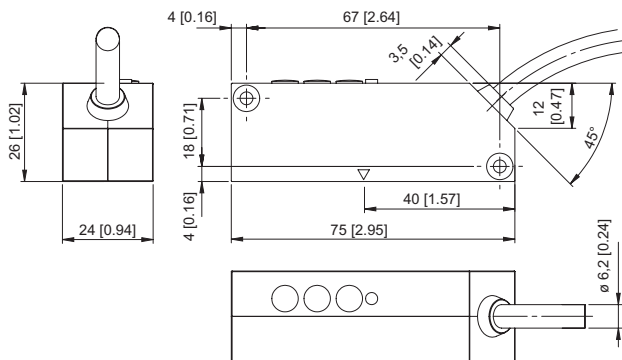
Observe mounting direction



Dimensions

Dimensions in mm [inch]

Sensor head Limes LA50



Magnetic band Limes BA5

