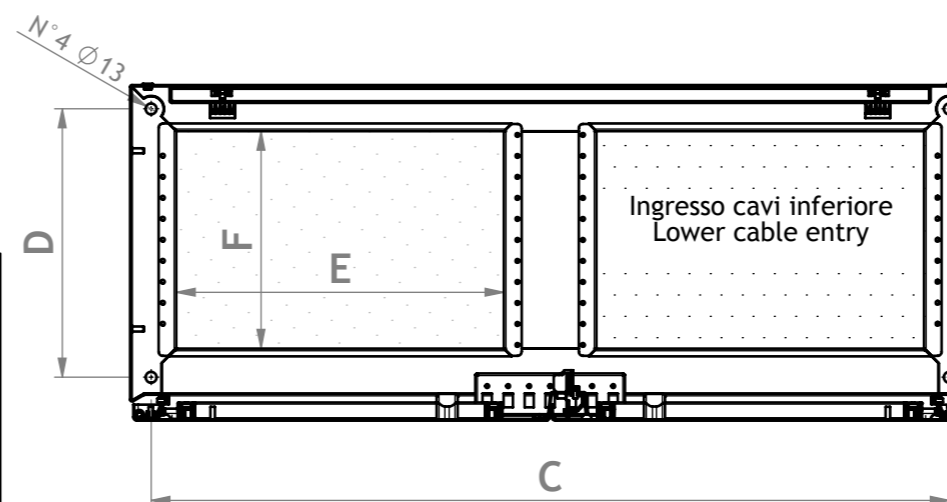
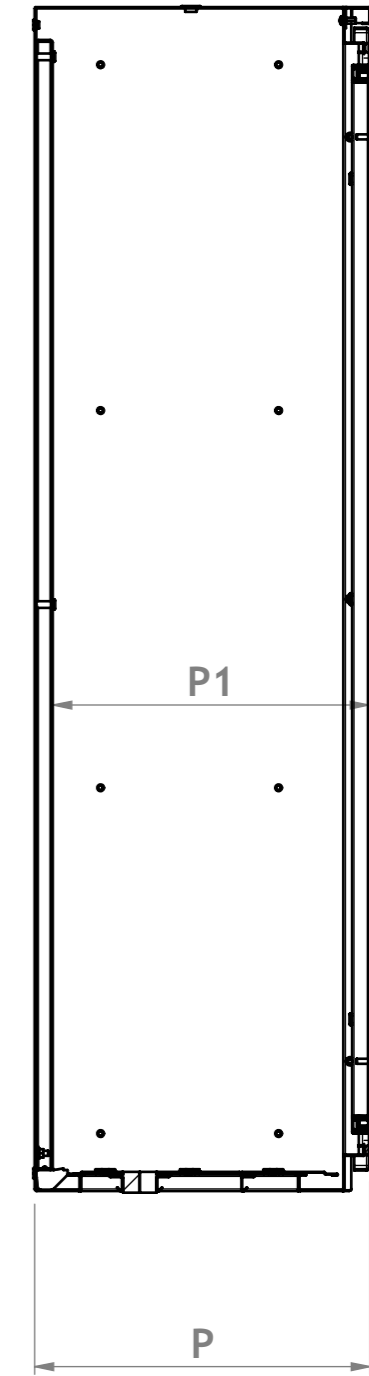
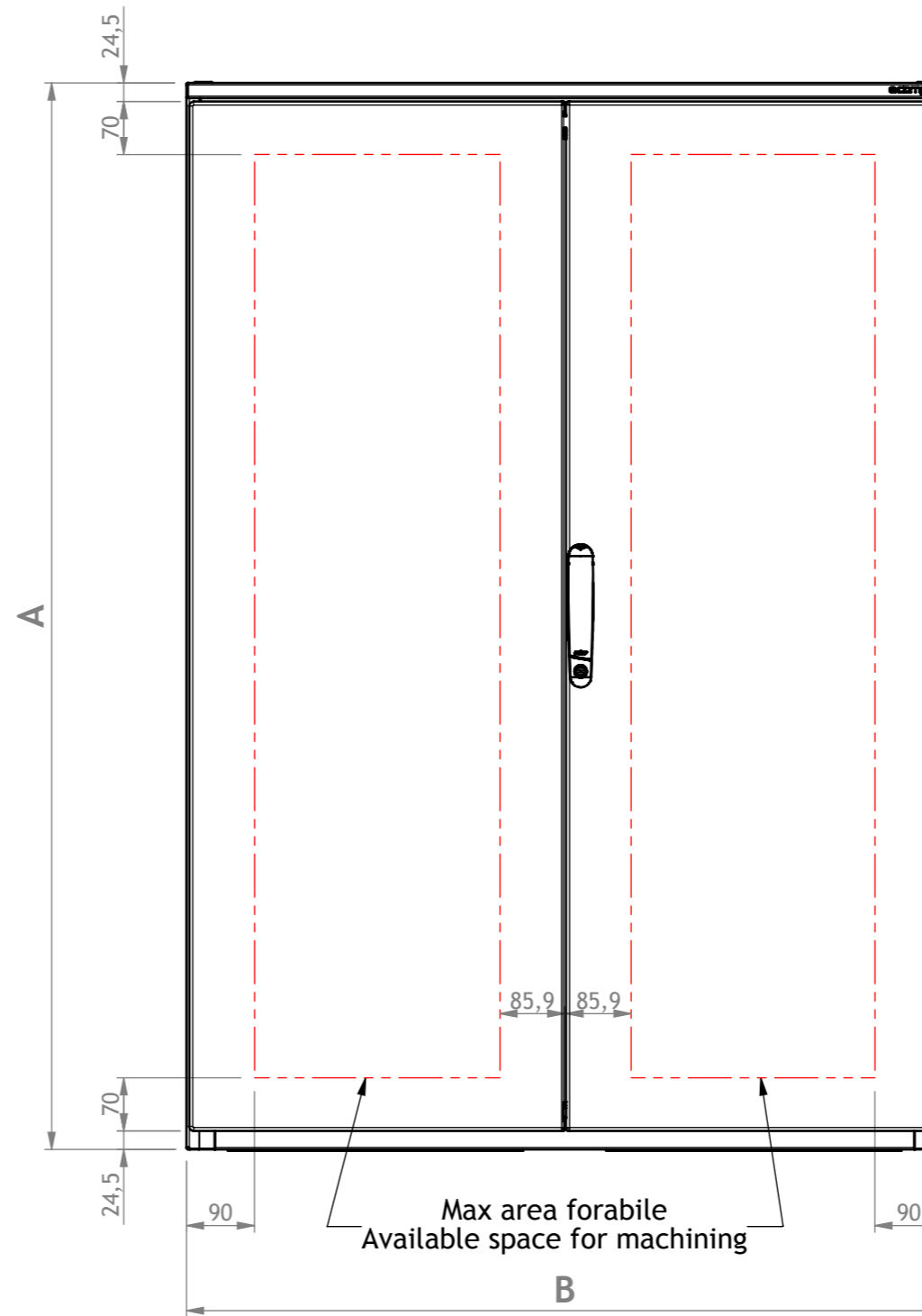


Fissaggio a muro posteriore  
Rear holes for wall-mounting



\*Per ordinare l'articolo in AISI316L aggiungere il suffisso H al codice  
To order the item in high grade AISI316L, add the suffix "H" to the code.

Nr. cod.*	Enclosure mm							Mounting plate mm		
	B	A	P	C	D	E	F	L	H	P1
ECOMP10-1240X	1000	1209	400	950	320	390	260	906	1145	376.5
ECOMP10-1430X	1000	1409	300	950	220	390	160	906	1345	276.5
ECOMP10-1440X	1000	1409	400	950	320	390	260	906	1345	376.5
ECOMP12-1240X	1200	1209	400	1150	320	490	160	1106	1145	376.5
ECOMP12-1430X	1200	1409	300	1150	220	490	260	1106	1345	276.5
ECOMP12-1440X	1200	1409	400	1150	320	490	160	1106	1345	376.5

**e comp**  
INOX

E COMP - inox  
Assieme - Overall drawing  
Porta doppia - Double door

**eta**

7.27.01.20.24.06.02

REV B